








How to Perform a Smooth Cloud Migration

A theme that has become common of late is the near-inevitability of cloud applications and support for an organization's application or technology portfolio. The process can be simple, like moving from SharePoint on prem to SharePoint online, but is often more complicated. Consider the difficulty of handling business critical applications and technologies that were likely created in-house over 10 years ago and have now sprawled into complex webs of dependencies and interrelationships. This step-by-step approach will help to efficiently migrate apps, data and workloads.

What is Cloud Migration?

A cloud migration is the movement of any on-premise infrastructure to the cloud (or moving from one cloud or hosting service to another). Infrastructure could be anything from data, applications, workloads or processes.

Why Migrate to the Cloud?


-  Lower Costs
-  Greater Efficiency
-  Lower Risks of Failure
-  Scale Easily
-  More Flexible for Business Stakeholders and Customers






Implement

If everyone has gone well to this point, the execution should not be troublesome. Much will depend on the method of transfer: organizations can opt to move everything at once, or go piece by piece. The latter involves less time pressure and allows for testing, but will increase the resources needed.



Govern

After implementation, architects will need to ensure that the project conforms with the target state and the core goals have been met, while also addressing the overall enterprise architecture to reflect the changes that have taken place. Importantly, this step ensures that nothing has been missed in the process and the cloud environment is behaving as expected.



The iServer 365 Advantage

iServer 365's ability to manage multiple state architectures allows users to define the Current State, Transition State and Future State to simplify the planning process for migration. Easily document and communicate target architectures, highlight impacts, and create dashboards to represent areas such as TCO, lifecycle, project progress, roadmaps etc. Through impact analysis, users can ensure that changes are planned and expected, limiting risk to the business. Information can be consolidated from both operational sources such as CMDBs and from business users via surveys and Teams integration. Out-of-the-box dashboards allow users to effectively track and analyze these changes over time and easily report on progress to the wider stakeholder team. The Application Portfolio Management features allow for quick identification of critical applications, quick wins, and targets for rationalization.

© Copyright 2021 Orbus Software. All rights reserved.

No part of this publication may be reproduced, resold, stored in a retrieval system, or distributed in any form or by any means, electronic, mechanical, photocopying, recording, or otherwise, without the prior permission of the copyright owner.

Such requests for permission or any other comments relating to the material contained in this document may be submitted to: marketing@orbussoftware.com



Analyze and Review

How has the process gone, and what could be improved? Just as every initiative needs to have goals and timelines to begin, so you should also review these at the end to determine successes, failures, and what could be improved. This may feed into future cloud migrations, or determine the extent that future development takes advantage of cloud features.